



1/2" Coaxial Connectors



ITEM NUMBER	DESCRIPTION
NM50V12	N-male, O-ring
NF50V12	N-female, O-ring
NM50VL12	N-male, right angle, O-ring
7/16M50V12	7/16 DIN male, O-ring
7/16F50V12	7/16 DIN female, O-ring
7/16M50VL12	7/16 DIN male, right angle, O-ring
EIA7/8V12	7/8 EIA flange, O-ring

For factory connector attachment, see Jumper Section, page 29.

ELECTRICAL

- Nominal impedance (Ω) 50
- Return loss @ 2.5 GHz (dB) -35
- 3rd order intermodulation product (dBc) -163
- Temperature range -40°F to +140°F (-40°C to +60°C)
- Water immersion testing IP67 & IP68
- Materials
 - External parts Passivated silver plated or electroless nickel plated brass
 - Outer contact Passivated silver plated brass
 - Inner contact Passivated silver plated Cu-Be
 - Dielectric TXP / PTFE
 - O-rings Silicone rubber

ACCESSORIES

For complete accessory, refer to Eupen Site Steel & Accessory Catalog.

DESCRIPTION	ITEM NUMBER
Tools (See Tool Section page 4/)	
Cable Prep Tool	SPTC50AV12
Torque Wrench, Back Nut	TQ-34-F15
Torque Wrench, 7/16 DIN Coupler	TQ-114-F18-M
Hoisting Grips	
Lace-Up Hoisting Grip	HG-12
Pre-Laced Hoisting Grip	HG-12L
Hangers	
Butterfly Hangers, Kit of 10	BH-12-NH
Snap-In Hangers, Kit of 10	SH-U12
Snap-Stack Hangers, Kit of 10	SH-S12
Coax Support Blocks	
Mini Coax Support Blks, Kit of 10	CB-12
Large Coax Support Blks, Kit of 10	CB-12L

DESCRIPTION	ITEM NUMBER
Angle Adapters, Stainless Steel	
Universal SST Angle Adaptor, Kit of 10	AA-U
SST Angle Adaptor, Kit of 10	AA-SL
Weatherproofing	
Standard Weatherproofing Kit	WK-U
Boots and Cushions	
4" Boot Assembly, 1 hole	BA-12-1A
4" Boot Assembly, 3 hole	BA-12-3A
Standard Port Cushion, 1 hole	SC-12-1
Standard Port Cushion, 2 hole	SC-12-2
Standard Port Cushion, 3 hole	SC-12-3
4" Boot Assembly, Cushion not included	BA-400
5" Boot Assembly, Cushion not included	BA-500



INSTALLATION INSTRUCTION

50 Ohm CONNECTORS



Kabelwerk **EUPEN** AG

E1018 Rev.06/2012-02-28

cable

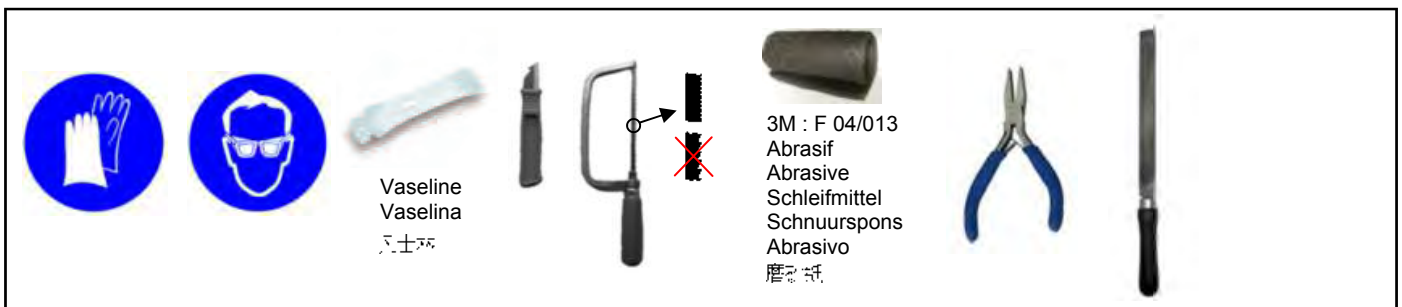
1/2" - Straight & right angle connectors - O-Ring type




	
EC4-50 (5128) EA4-50 (5127)	SPTC50AV12




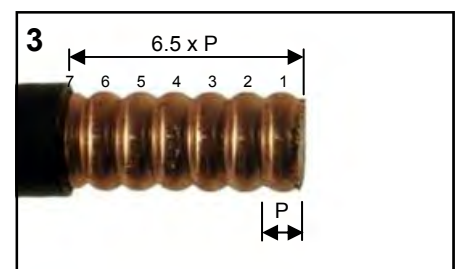

Please use cable preparation tools and refer to its instructions for use.

Follow the instruction process below only if these tools are not available.



	NF, NM	NM50VL12	7/16M	7/16MVL12	7/16F	EIA
	2 x 19 mm	19 mm & 23 mm	19 mm & 24 mm & 32 mm	19 mm & 24 mm & 32 mm	19 mm & 24 mm	2 x 10 mm & 19 mm & 24 mm

MANUAL METHOD





INSTALLATION INSTRUCTION





50 Ohm CONNECTORS

Kabelwerk **EUPEN** AG

E1018 Rev.06/2012-02-28

cable

1/2" - Straight & right angle connectors - O-Ring type



For the installation on cable 5127/EA4-50, an additional sealing is mandatory. It can be achieved with one of the following methods:

Weatherproofing Tape Kit



Eucaseal



Cold Shrink Tube



For any questions please contact KABELWERK EUPEN AG / for US Customer service call 1-800-419-5100

NOTICE:
KABELWERK EUPEN AG disclaims any liability or responsibility for the results of improper or unsafe installation practices.

AVIS:
KABELWERK EUPEN AG décline toute responsabilité en cas de non respect de ces instructions.

WAARSCHUWING:
KABELWERK EUPEN AG wijst elke verantwoordelijkheid van de hand in geval van het niet opvolgen van deze aanbevelingen.

BEMERKUNG:
KABELWERK EUPEN AG lehnt jede Verantwortung bei Nichtbeachtung dieser Instruktionen ab.

AVISO:
KABELWERK EUPEN AG rehusa todas las responsabilidades en caso de no respetar las instrucciones.

注意:
本公司声明对于不恰当或不安全的安装, 检验, 维修或拆卸操作所导致的后果不负任何义务和责任